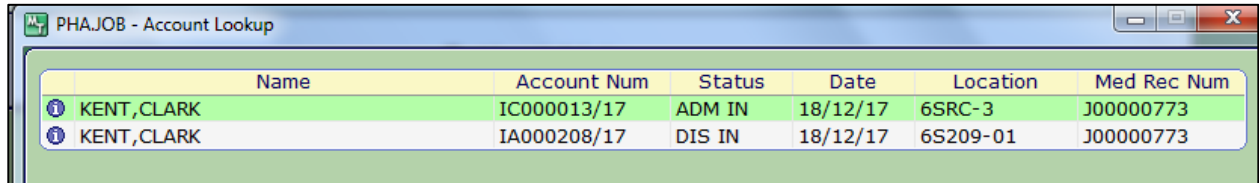


## MedsTracker: Retrieve Admission Orders (Rehab, Chronic Care, Palliative Care)

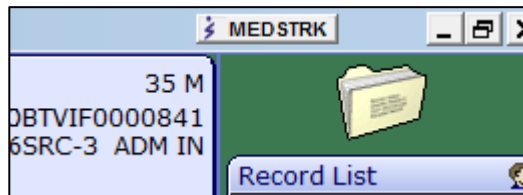
When the patient has been discharged from their original unit and re-admitted to their next unit within Rehab, Chronic care or Palliative care, you will bring in their admissions orders within MedsTracker.

Find your patient within Meditech:

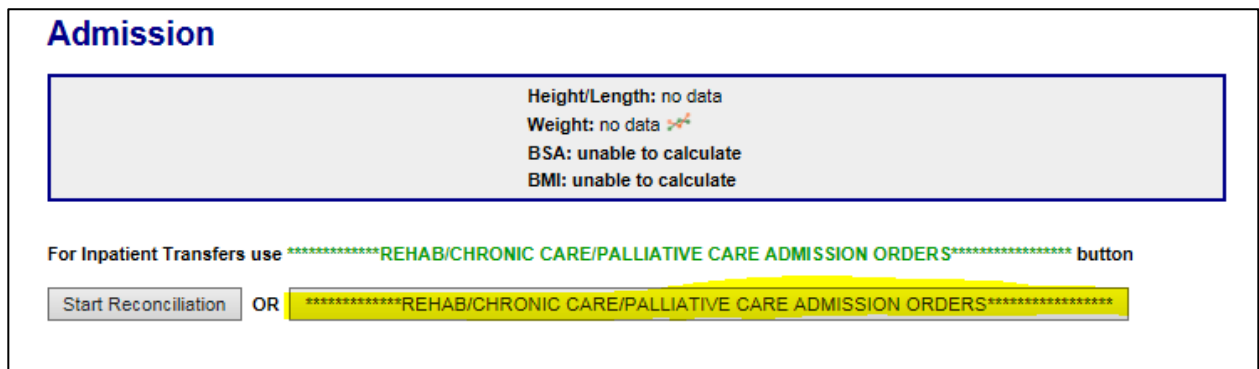


Name	Account Num	Status	Date	Location	Med Rec Num
KENT,CLARK	IC000013/17	ADM IN	18/12/17	6SRC-3	J00000773
KENT,CLARK	IA000208/17	DIS IN	18/12/17	6S209-01	J00000773

Access MedsTracker through the contextual launcher from the patient's EMR:



Bring in your admission orders by selecting REHAB/CHRONIC CARE/PALLIATIVE CARE ADMISSION ORDERS' within the Admissions tab:



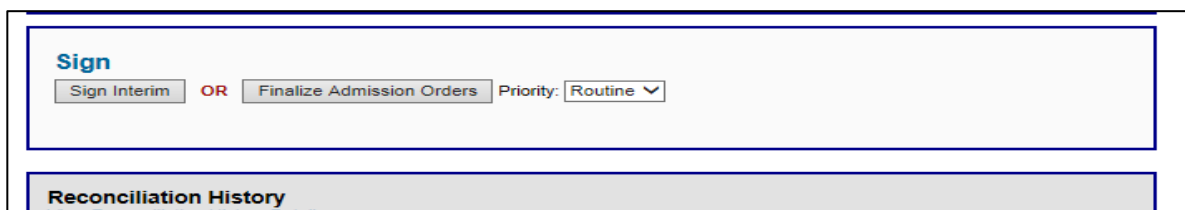
**Admission**

Height/Length: no data  
Weight: no data  
BSA: unable to calculate  
BMI: unable to calculate

For Inpatient Transfers use \*\*\*\*\*REHAB/CHRONIC CARE/PALLIATIVE CARE ADMISSION ORDERS\*\*\*\*\* button

Start Reconciliation OR \*\*\*\*\*REHAB/CHRONIC CARE/PALLIATIVE CARE ADMISSION ORDERS\*\*\*\*\*

As per current practice, do not make a change to the orders that are pulled in and scroll to the bottom to 'Finalize Admission Orders':



**Sign**

Sign Interim OR Finalize Admission Orders Priority: Routine

**Reconciliation History**

This sends your admission orders to pharmacy for processing.

\*Note: Selecting 'Start Reconciliation' will prevent you from bringing in your admission orders and requires an admin user to reverse the selection.\*\*